


Watch the video called “My Neighbor’s House” and the video called “Setting the Table”.

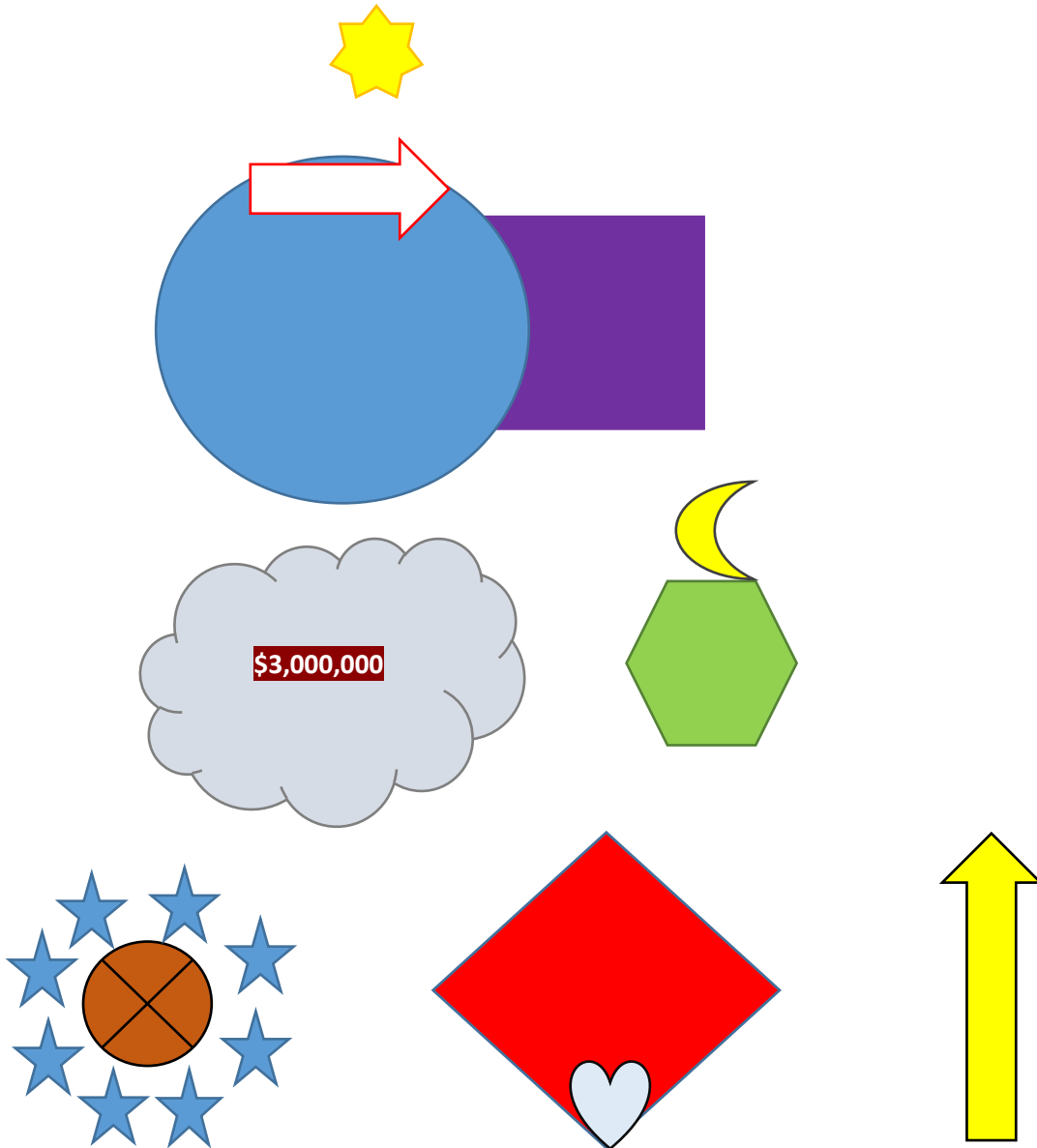
Here is a list of prepositions. Do you know them? Read the sentences to see if you understand.

ON	There is a picture of George Washington on the dollar bill.
IN/INSIDE	I stay inside when it is very cold outside.
BETWEEN	To make a sandwich, I put ham and cheese between two slices of bread.
BEHIND	Behind the library, there is a parking lot.
IN FRONT OF	The teacher stands in front of the class when he teaches.
ABOVE	There is a helicopter flying above my house now.
UNDER/BELOW	In class, I put my backpack under my chair. (or below my chair)
NEXT TO/BESIDE	The post office is next to the library in Kennett Square. (The post office is beside the library.)
ACROSS FROM	In Kennett Square, the Wells Fargo bank is across from McDonald’s
AROUND	When it is cold, I wear a scarf around my neck to keep warm.
CLOSE TO	Avondale is close to Kennett Square; it is only about 5 minutes by car.
FAR FROM	Washington, D.C. is far from Kennett Square; it is about 2 hours by car.



There are five snowmen. There is a helicopter flying above the snowmen. Each snowman has a scarf around his neck. The little snowman with the brown hat is between a snowman with a red scarf on his right, and a snowman with a blue vest on his left. The snowman on the far left has a blue scarf. The snowman on the far right has a yellow vest. Three snowmen have hats, but two snowmen have no hats. All of the snowmen are very colorful, and they are all happy!

Look at the drawings and answer the questions, using the prepositions.



ANSWER THE QUESTIONS ABOUT THE SHAPES ABOVE:

Where is the rectangle? (give two descriptions)

Where is the cloud? What is inside it? What is next to it? What is below it?

What is inside the brown circle? Where are the stars? Are the stars close to or far from the sun?

Where is the blue circle? What is below it? Where is the arrow? Where is the sun?

Where is the hexagon? What is below it? What is to its left? What is on it?

Where is the red diamond? What is in the bottom corner of the diamond?

DIRECTED DRAWING: Read the directions and draw each shape in the space below.

Draw a big circle between two big squares.

Draw a small triangle above the circle.

Draw a star under the circle.

Draw a small square inside the big square on the right.

Draw a small circle inside the big square on the left.

Draw small circle around the star.

Draw a cross close to the star.


Draw a pentagon far from the star.

Draw a big oval around all of the shapes.






Write your name under the oval.

Write today's date above the oval.

DRAW INSIDE THE BOX:



Follow the directions in the rectangle on the right of each row to complete the chart.

			<p>Write your age in the blue square to the left of the sun.</p> <p>Draw a moon in the square next to the sun.</p>
			<p>Write your name so that it is between two squares.</p> <p>Draw a circle around your age.</p> <p>Underline your name.</p>
			<p>Write your date of birth under your name.</p> <p>Draw a flower above the blue cross.</p> <p>Put a smile and two eyes and a nose in the circle above the heart.</p> <p>Write the name of someone you love inside the heart. 😊</p>